

MATH 124E COLLEGE ALGEBRA  
Section 1204-Web Remote  
Fall 2024

College of Southern Nevada  
Course Syllabus

XYZ Course # 42116



**COURSE OBJECTIVES:** This course presents topics in methods of solving linear, quadratic, polynomial, exponential and logarithmic equations and inequalities. Also included are operations on matrices and solutions to systems of linear equations using matrices. Topics in sequences and series are also included. **NOTE:** This course does NOT serve as a prerequisite for MATH 127 nor is it sufficiently rigorous for entry into calculus.

**PREREQUISITE:** Math 96 with a grade of "C" or better

**FALL 2024** Tuesday, August 27 through Thursday, December 12

**SECTION 1204** 5 Credits

**INSTRUCTOR:** Denny Burzynski,

eMail at [denny.burzynski@csn.edu](mailto:denny.burzynski@csn.edu)

Email me **only** through your Canvas account. I **cannot** reply to you through other accounts. Emails to me through your Canvas account assures me that it is actually you to whom I am replying.

**OFFICE LOCATION:** I have no on-campus office.

**OFFICE HOURS:** Just before class starts from 10:45-11:00 AM TTh. eMail me with questions you have. We can also answer questions you may have during our online sessions.

**WEB-REMOTE CLASS** We will meet online through BigBlueButton at our designated class times.

**TTh 11:00-12:20 PM**


I will not be taking attendance.

On TTh just before class starts, you will receive an email announcing a web meeting. Joining with audio but **NOT** video works best as video slows the entire CSN web system. You can keep yourself muted if you like.

If you have a question about a homework problem, we can try to answer it during our web meeting. I have created (lots)<sup>2</sup> of videos for this class and put them on a YouTube channel. In fact, there is a video example for every one of the homework problems. More about this a bit further down in the syllabus.

You can email me ANYTIME with questions. We can probably find a video on our YouTube channel that answers it. If not, we can try to answer your question on the email or the CSN web conferencing package, BigBlueButton.

I will take attendance only the first week of class You must attend both class meetings the first week.



## **Important Announcement from the College Required First Week Attendance**

This policy was created in part to address the problem of “[ghost students](#).” Per CSN’s newly revised [Course Registration and Withdrawal Policy](#), students, without previous arrangement with the instructor or department, who fail to attend the first two (2) class meetings of a course that meets multiple times per week or the first (1st) meeting of a class that meets one (1) time per week may be administratively withdrawn from the course. Non-attendance/non-participation for an online course shall be defined as failure to log onto CANVAS or other instructor-designated websites AND complete one educational activity such as a discussion post or assignment submission within one (1) week of the course start date without prior arrangements made with the instructor or department. A student may be administratively withdrawn from an online course(s) for non-participation or attendance per this policy.

This means that you **MUST** attend our first two class meetings and must document your attendance. We have a technology assignment during our first meeting and it will be due our second class meeting (this meets the educational activity part of the new policy).

**WEBPAGE:** I have a webpage [www.dennysmath.com](http://www.dennysmath.com)

**CANVAS WEB PAGE:** <https://csn.instructure.com/login>

**User Name:** Your MyCSN number

**Password:** Use the same password as you use to log into a campus computer

*If this does not work, go to the Canvas login page noted just above*

**All class material will be posted in the Files folder.**

The Files folder is in the left-most column

Clicking on the blue pdf writing will download the file. Click on "preview" just to see it.

From the Dashboard, click on the files folder here or here

A screenshot of a course dashboard. The left sidebar is a dark blue vertical menu with icons and labels for various course features: Home, Announcements, Assignments, Discussions, Grades, People, Pages, Files, Syllabus, Outcomes, Rubrics, Quizzes, Modules, BigBlueButton, Collaborations, Chat, and Attendance. The 'Files' folder is highlighted with a blue bar. The main content area shows the course title 'MATH 124E - 1204 > Files'. Below the title is a search bar and a selection count '0 items selected'. A folder named 'MATH 124E - 1204 FALL 2024' is expanded to show a sub-folder 'course\_image'. Below this, a table lists files with their names and dates:

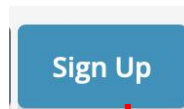
Name	Date Cr
01 Welcome Page	Thursd
02 Syllabus	Thursd
03 Youtube Video Instructions	Dec 31
04 Sample Final Exam.pdf	Dec 31
05 What we do in Mathematics	Jan 9, 2
06 YouTube Video Instructions for College Algebra.pdf	Thursd
course_image	Aug 24

**TEXTBOOK/HOMEWORK SYSTEM:** The homework system we will use is based on the textbook *Applied Calculus* by Denny Burzynski, XYZ Publishing. To get the homework system directly from the publisher, XYZ Homework, Go to XYZ Textbooks. You will see this page:

XYZ Course # 42116

Select

That brings you to this page. Fill in the fields then select



XYZ Homework

Create Your Student Account

Please complete the form below to create your XYZ Homework account.

First Name

Last Name

Phone

Email

Password

By signing up, you agree to the Terms of Use and Privacy Policy including Cookie Use.

Enter our course number: **XYZ Course # 42116**.

This enrolls you into the XYZ Homework System for a 15-day free trial. You can use the system free for 15 days. If you choose to continue with our course, you **MUST** redeem your trial enrollment for the \$45 All-Access Pass. **If you do not purchase the \$45 All-Access Pass, the system will lock you of the homeworks, quizzes, and exams. I will not be able to see your scores. You will still be**

enrolled in the class, but you will not be able to submit any work. If you choose, you can redeem your free-trial anytime before the 15 day trial period ends.

The eBook is all you will need. You do not need to purchase a hard-copy textbook for this course. You must, however, before the 15-day free-trial expires, purchase a \$45 all-access pass to register into the XYZ Homework system. The XYZ All-Access pass is the only thing you will need to purchase for this course. The All-Access pass gives you 1 full year of complete access to all of XYZ's online content, including all of their Books, videos, and online worksheets. The All-Access Pass includes:

- All XYZ eBooks
- XYZ Homework access
- QR Code Access for use on your mobile device


Each homework exercise can be repeated 3 times and then the correct answer is given. You then have the option of moving to another problem, or having the system generate a similar problem that you can again try. You can keep trying problems until you get your homework score to 100% Homework accounts for 5% of the grade.

**TECHNOLOGY:** We will make significant use of technology, particularly the TI-84 Graphing Calculator, and the WolframAlpha (W|A) computational knowledge engine. I will show you how to use both. W|A is free.

•**CALCULATORS:** Although it may be expensive (\$100-\$125), the TI-83 or TI-84 graphing calculator from Texas Instruments is an exceptional tool for mathematical computations. I highly recommend the TI-84 Plus CE as it has all the functions we need. Other calculators will work, maybe just not as conveniently as the TI's (and your instructor probably does not know how to use it). **ALSO, a limited number of TI-84's are available for FREE check-out at the West Charleston library.** ← If the campus is open, you might be able to check one out. You don't need an 84 for the course, but you may find one helpful. If you are going on to a Math 132 Finite Mathematics or Math 176 Business Calculus course, you find the TI-84 very useful.

•**WolframAlpha:** WolframAlpha can be found at

[www.wolframalpha.com](http://www.wolframalpha.com)



**REQUIRED MATERIALS:** XYZ account, Internet access, eMail account, and a graphing calculator,

XYZ Course # **42116**

**COURSE OUTLINE:** In the eBook, we will cover, in this order, sections

- 2.1-2.6 Solving Equations and Inequalities
- 3.1, 3.3, 3.4, 3.5 Functions and Graphs
- 5.1 Polynomial Functions
- 6.1-6.6 Exponential and Logarithmic Functions
- 7.1, 7.2, 7.5, 7.6 Systems of Equations
- 8.1-8.5 Sequences and Series

We will cover a good collection of co-requisite material as we need it.

### TEXTBOOK VIDEO EXAMPLES AND YOUTUBE:

I know it may be a challenge to work through some of the homework exercises by just reading the examples given in the textbook or by working along with what we do on the board in class. So, to help you with understanding the material and the HW exercises, we have

1. **Peer Instructors:** The textbook has student-instructors working through and explaining the examples given in each section. This is like looking at an example and asking your friend to explain it to you. Just click on an instructor and he or she will work the example for you. Examples are worked in both English and Spanish.

the y-axis at 5. Plotting these points and connecting them with a smooth curve, we have the graph shown in Figure 2.

FIGURE 2

Chapter 5 Polynomials and Rational Functions

The graph is a parabola that opens up, so we say the graph is *concave up*. The vertex is the lowest point on the graph.

**Finding the Vertex by Completing the Square**

Another way to locate the vertex of the parabola in Example 1 is by completing the square on the first two terms on the right side of the equation  $y = x^2 - 6x + 5$ . In this case, we would do so by adding 9 to and subtracting 9 from the right side of the equation. This amounts to adding 0 to the equation, so we know we haven't changed its solutions. This is what it looks like:

$$\begin{aligned} y &= (x^2 - 6x \quad ) + 5 \\ &= (x^2 - 6x + 9) + 5 - 9 \\ &= (x - 3)^2 - 4 \end{aligned}$$

You may have to look at this last equation awhile to see this, but when  $x = 3$ , then  $y = (3 - 3)^2 - 4 = 0^2 - 4 = -4$  is the smallest  $y$  will ever be. That is why the vertex is at  $(3, -4)$ . As a matter of fact, this is the same kind of reasoning we used when we derived the formula  $x = \frac{-b}{2a}$  for the  $x$ -coordinate of the vertex.

**EXAMPLE 2** Graph  $y = -x^2 - 2x + 3$ .

**SOLUTION** To find the  $y$ -intercept, we set  $x = 0$  which yields  $y = 3$ . To find the  $x$ -intercepts, we let  $y = 0$ .

$$\begin{aligned} 0 &= -x^2 - 2x + 3 \\ 0 &= x^2 + 2x - 3 && \text{Multiply each side by } -1 \\ 0 &= (x + 3)(x - 1) \\ x &= -3 \text{ or } x = 1 \end{aligned}$$

The  $x$ -coordinate of the vertex is given by

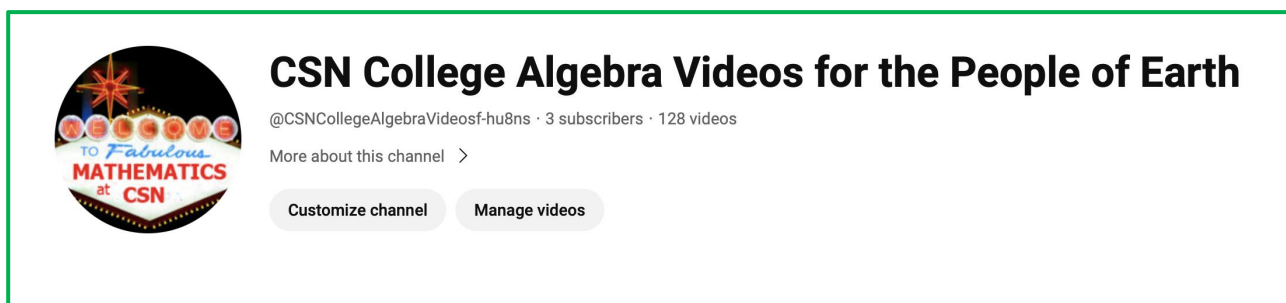
$$x = \frac{-b}{2a} = \frac{-(-2)}{2(-1)} = \frac{2}{-2} = -1$$


**Mobile Devices:** You can view a student instructor video on your mobile device. Access the eBook on your device and click on the QR code. You will be directed straight to the example.

**2. YouTube:** I have created videos and posted them on a YouTube channel. The videos show me working problems similar to every one of the homework problems from exercises sets. The problems in the XYZ Homework sets are nearly identical (just different numbers) to the exercises in the textbook. The videos are not the most exciting, but they just may help you through a problem.

The YouTube channel name is

## **CSN College Algebra Videos for the People of Earth**



**HOMEWORK:** 5% of the course grade is based on our online homework. We will use the XYZ homework system. Use your [all-Access Pass](#) and the

**XYZ Course # 42116**

to access the homework system.

Click on a homework section to open it.

All the Section Homework Sets are available to you starting 12:00 AM Saturday, August 17. If a due date falls on an inconvenient date for you, arrange your schedule to complete the Set earlier than the posted deadline. You have **1 late pass** available to use for each assignment. The pass grants you an additional 2 days (48 hours = 2880 minutes) to complete the assignment. (There is even a 5-minutes grace period after the 2880 minutes is up.) Because late passes are available, no make-ups will be offered for any reason.

We have 48 homework assignments that include 625 exercises. Each exercise is valued at 1 point.

I really<sup>2</sup> recommend doing all or most of a HW set every day. The problems take some thought and waiting to the last day could cause you some stress.

### **QUIZZES & EXAMS**

**QUIZZES:** We will both exams and chapter quizzes.

Each quizzes cover 8 sections of homework problems: Sections 1-8, 9-16, 17-24, 33-40, and 41-48. Quizzes are taken online just like the homework problems. Each quiz will be available for 5 days. You can use a late pass if you have one available (you start with 4). The pass grants you an additional 2 days (48 hours = 2880 minutes) to complete the assignment. (There is even a 5-minutes grace period after the 2880 minutes is up.) Because late passes are available, no make-ups will be offered for any reason.

**EXAMS:** We will have two exams. Exams are different from quizzes. Both exams must be taken at a CSN Testing Center. If you cannot take an exam at a CSN testing center you must make arrangements to take the exam at another institution (college, library). Have the proctor send me his/her institution email address. This is a common practice and most schools are able to do this.

Each exam will be available for 5 days and you must make an appointment at one of the 3 testing centers in advance.

To make an appointment go to [CSN Testing Center Appointments](#).

Try to make an appointment as soon as the exam is available. Walk-ins are accepted but there is no guarantee that you will get a time, the center can be very busy.

Chose the campus at which you wish to take the exam:

[West Charleston Testing Center](#)

[North Las Vegas Testing Center](#)

[Henderson Testing Center](#)

1. Choose a Group: Select **CSN Academic Proctored Exam**
2. Choose Exam Type: Select **Distance Education (CSN Online Campus) Exam**
3. Computer Based or Paper Based Exam: Select Computer Based Exam Academic
4. Choose an Exam: Select the exam labeled Math 124E - Exam # \_\_ - Burzynski, Denny
5. Read the Exam Description
6. Choose a Date: Click in this field and select a date.
7. Choose a Time: Select a Time
8. Who is taking this exam: Enter your information
9. Exam Guideline Acknowledgement: Read and agree (if you agree).

[Add to Cart](#)

Each exam will consist of problems right out of the homework exercises. You may have your notes and homework papers and a calculator with you as you take the exam.

The exam will be through XYZ Homework, just like the homework problems.

You will need a password to open the exam. I will make passwords available just before the exam.

### **Testing Center Hours** - Notice the Last Start Time

<b>Charleston Campus</b>	<b>North Las Vegas Campus</b>	<b>Henderson Campus</b>
6375 W. Charleston Blvd. Las Vegas, NV 89146 Building D, Main Lobby  702-651-5733	3200 Cheyenne Ave. Las Vegas, NV 89030 Building E, Room 122  702-651-4050	700 College Dr. Henderson, NV 89002 Building A, Room 120  702-651-3128

### **Charleston/North Las Vegas/Henderson Hours**

#### **Monday - Friday**

8:00 am – 5:00 pm

**Last Test Start Time will be determined by Test Length.**

**Exam 1:** The exam can be taken anytime the Testing Center is open M-F, 10/29-11/05.

You have 6 days to take this exam (T,W,Th,F,M,T).

The exam will consist of problems right out of the homework exercises. You may have your notes and homework papers with you as you take the exam.

The exam will be through XYZ Homework, just like the homework problems. (Maybe different numbers.)

You can take the exam only once, but you have 2 hours to complete it and 2 attempts at each problem.

You need a password to open the exam. The password will given you by one of the nice people at the testing center.

**Exam 2 Our Final Exam:** The final exam is a mathematics department exam that covers all the material in the course.

The exam can be taken anytime the Testing Center is open M-F, 12/4-12/11.

You have 6 days to take this exam (WT,h,F,M,T,W).

The exam will consist of problems right out of the homework exercises. You may have your notes and homework papers with you as you take the exam.

The exam will be through XYZ Homework, just like the homework problems. (Maybe different numbers.)

YYou can take the exam only once, but you have 3 hours to complete it and 2 attempts at each problem..

You need a password to open the exam. The password will given you by one of the nice people at the testing center.

## **COURSE GRADE**

Grades are based only on the

The 48 XYZ Homework assignments: 5%

The 3 XYZ Quizzes: 40%

The 2 XYZ Testing Center Exams: 45%

The Technology Problems: 10%

## **COMPUTATION OF COURSE GRADE:**

Course percentage =  $0.05 * (\text{homework total}) + 0.40 * (\text{quiz total})$   
 $+ 0.45 * (\text{exam total}) + 0.10 * (\text{tech problem total})$

**GRADING:** Grading will be done on a percentage basis.

90%-100%: A

85%-89.99%: B+

78-84.99%: B ← That's right, B's go down to 78%

70-77.99%: C+

65%-69.99%: C ← That's right, C's go down to 65%

55%-64.99%: D

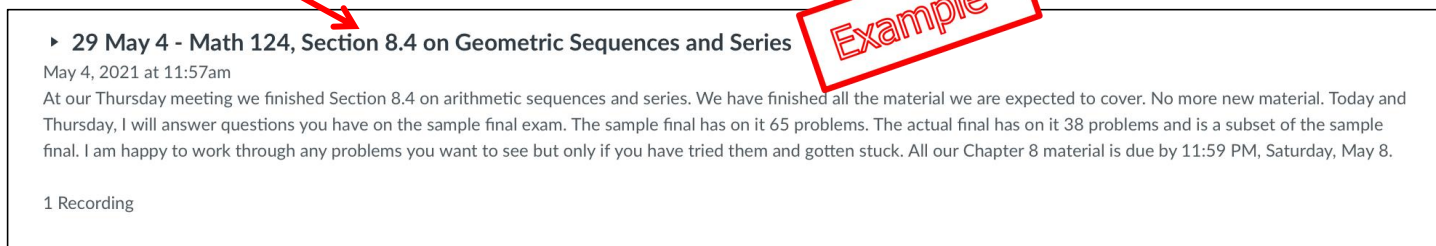
Below 55%: F

## HOW THE COURSE WORKS

We are not on campus this fall so there will be no in-class lectures/discussions. Typically, in our on-campus class, we all come into the room, I talk about some topics or methods, demonstrate how and why they work and how to use them, then show some examples. You maybe take notes and ask questions when I don't make things clear.

This semester we will use **BigBlueButton (BBB)**, CSN's version of Zoom. Section 1204 is web-remote. I will be on BBB on TTh from 11:45 AM – 2:30 PM, a bit before and after the actual remote class meeting times. The remote session works well. If you cannot make it to a remote session, you can view the BBB recording or the session.

To view a BBB recording, go to our Canvas page and click on BigBlueButton. From the list of recordings, select the one you want to view. Click on the title.

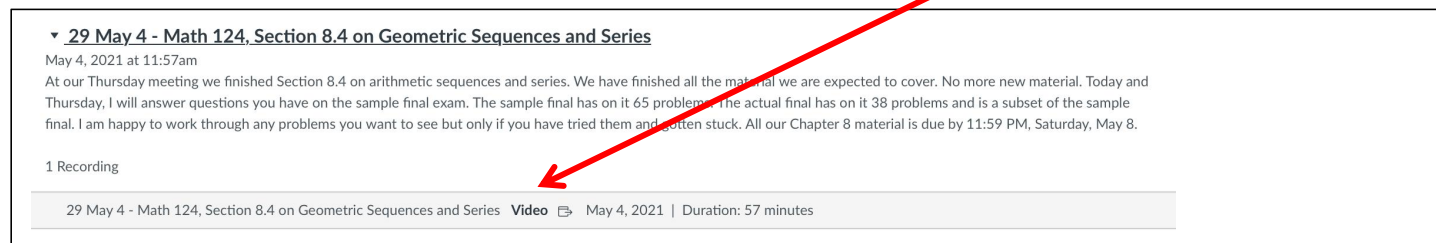


▶ **29 May 4 - Math 124, Section 8.4 on Geometric Sequences and Series**  
May 4, 2021 at 11:57am  
At our Thursday meeting we finished Section 8.4 on arithmetic sequences and series. We have finished all the material we are expected to cover. No more new material. Today and Thursday, I will answer questions you have on the sample final exam. The sample final has on it 65 problems. The actual final has on it 38 problems and is a subset of the sample final. I am happy to work through any problems you want to see but only if you have tried them and gotten stuck. All our Chapter 8 material is due by 11:59 PM, Saturday, May 8.

1 Recording

**Example**

When you click the title, a field appears at the bottom. Click the Video link.



▼ **29 May 4 - Math 124, Section 8.4 on Geometric Sequences and Series**  
May 4, 2021 at 11:57am  
At our Thursday meeting we finished Section 8.4 on arithmetic sequences and series. We have finished all the material we are expected to cover. No more new material. Today and Thursday, I will answer questions you have on the sample final exam. The sample final has on it 65 problems. The actual final has on it 38 problems and is a subset of the sample final. I am happy to work through any problems you want to see but only if you have tried them and gotten stuck. All our Chapter 8 material is due by 11:59 PM, Saturday, May 8.

1 Recording

29 May 4 - Math 124, Section 8.4 on Geometric Sequences and Series **Video** May 4, 2021 | Duration: 57 minutes

If you cannot come to our online session, watch the videos on our [YouTube channel](#).

Try reading the material in the textbook. Just try it. I know math textbooks can be challenging to read. Watch a presentation of the topic on our YouTube channel. Watch the example videos on our YouTube channel to see how I approach and solve the problems. Try the homework problems that are listed in the Homework Exercise sheet on Canvas. If you just can't work something out, send me an email ONLY through Canvas. Tell me the exercise number you are struggling with. If you do get stuck, you might first look for a [video](#) that is similar to your particular problem. I have tried to make videos that match just about every HW problem in the list.

## CLASS/COURSE POLICIES:

**ADA Notice:** If you qualify for "reasonable accommodations" in accordance with the American with Disabilities Act (<https://www.ada.gov/>), you must notify me in writing of such by the end of the first week of class. Visit <https://www.csn.edu/drc> for more information additional about the CSN Disability Resource Center (DRC).

**Withdrawal:** CSN Policy prohibits an instructor from issuing a W grade. If you stop attending class or quit completing the required work, you CANNOT be assigned an

automatic "W" or "Withdrawal" grade; you will receive a grade based on the total points you have earned in the class, which, more than likely, will be an "F" to connote you have failed. If you wish to be withdrawn from this class, it is your responsibility to officially drop the class by the drop date listed in the college catalog/schedule of classes.

**Date of Last Attendance:** Due to financial aid guidelines, CSN instructors are required to record a "Date of Last Attendance" (DOLA) for any student issued a failing grade. Any student who receives an F grade in this class shall have the corresponding DOLA recorded as the date on which the last coursework was submitted. If an F is to be issued and all the coursework is completed, the DOLA will be recorded as "FULLY." If no coursework is submitted, the DOLA will be recorded as "NEVER."

**Computer Grading:** It is important to note that the computer will be grading the online assessment questions. It is your responsibility to review your graded work. If you have an answer that you believe has been graded incorrectly, you should send me an email inside Canvas, and let me know the specific quiz and problem number(s) you would like me to examine. I will either correct the grading or explain why a deduction was made. Do realize, however, no credit shall be awarded for deductions made because of ignoring or neglecting to follow any listed instructions.

**Technical Problems:** Technical problems that you experience from your computer will not serve as an acceptable excuse for missing deadlines or neglecting to complete the online assessments. The assessments in this class are available for extended periods of time, and it is your responsibility to make sure they are completed by the dates and times listed in the schedule at the end of this syllabus.

**Free Tutoring:** Centers for Academic Success (CAS) provides quality DROP-IN academic assistance to all students enrolled in for-credit courses at CSN. Tutors are available for most general education courses and historically challenging courses. Academic learning support includes assistance with learning strategies, Canvas, Smarthinking online tutoring, Microsoft Office, reading, writing, oral presentations, math, and science. CAS tutors also provide support to study groups and assistance for placement test preparation in reading, writing, and math. CAS is open Monday through Sunday to be more accessible to all students.

Visit <http://www.csn.edu/centers-academic-success> for more details on locations and hours.

**Original Work:** From the College

Please make yourself familiar with the CSN's Student Academic Integrity Policy ([https://www.csn.edu/csnmedia/documents/policies-and-procedures/2017\\_academic-integritypolicy\\_2\\_0.pdf](https://www.csn.edu/csnmedia/documents/policies-and-procedures/2017_academic-integritypolicy_2_0.pdf)). There will be zero tolerance for plagiarism and cheating. Using artificial intelligence, copying and pasting from the Internet or paraphrasing a few words is not an acceptable practice in college. Not knowing the rules for plagiarism will not be an acceptable excuse. If you are unsure about what it is and is not plagiarism, you can learn more about it by speaking to staff at a CSN campus writing center or library or consulting the CSN Library Services' Plagiarism guide: <https://libguides.csn.edu/research-101/cite>. The minimum sanction for plagiarism is an F on the particular assignment; repeated offenses carry an F for the class as the minimum penalty.

Any instance of plagiarism will result in a failing grade for the assignment and may also result in further disciplinary action consistent with CSN policies. If you are unsure about what constitutes plagiarism or how to properly cite sources, please consult with the instructor or refer to the course materials on academic integrity.

Artificial Intelligence (AI) language models, such as ChatGPT, generate responses based on the input they receive. Since those responses are not authored by the user, if a student submits an AI generated response as their own work without proper attribution or citation, it can be considered plagiarism.

To avoid plagiarism when using AI language models, students should treat them as a source of information and incorporate generated responses into their own writing while giving proper credit. This means that students should include citations for any information or ideas they use from models, just as they would for any other source.

Here are some guidelines to follow to avoid plagiarism when using AI language models:

1. Use an AI model as a starting point: Use it to generate ideas, but don't copy and paste the responses directly into your work. Instead, use the generated responses as inspiration and incorporate the ideas into your own writing.
2. Paraphrase and summarize: When incorporating information into your writing, paraphrase the information in your own words and summarize it. This will help you avoid plagiarism and ensure that you are using the information to support your own ideas.
3. Give proper credit: Whenever you use information from an AI language model, make sure to give proper credit by including a citation. This can be done by citing the AI model as the source of the information.
4. Understand your CSN's plagiarism policies: Be sure to familiarize yourself with CSN's Academic Integrity Policy and any guidelines to ensure that you are following the proper procedures for citing sources.

For example, here's how a citation and reference could be written for ChatGPT:

In-text citation:

According to ChatGPT, "insert the specific response generated by ChatGPT here" (OpenAI, 2023).

Reference list:

OpenAI. (2023). ChatGPT [AI language model]. <https://openai.com/product/gpt-4>

Note that the reference list entry includes the name of the AI language model (ChatGPT), the date (year), and the URL where the reader can find more information about ChatGPT.

CSN Americans with Disabilities Act (ADA) Statement and Current Disability Resource Center (DRC) Contact Information

CSN is committed to equal opportunity and access in education for all students, including those with disabilities. The CSN Disability Resource Center provides support to students with documented medical, mental health, or learning disabilities and students who need support due to pregnancy. To register with the DRC, students should complete the new student application in the AIM DRC tile in GoCSN. Students are encouraged to register with the DRC as early as possible in

or prior to the start of the academic term. The granting of any accommodation will not be retroactive and cannot jeopardize the academic standards or integrity of the course. Please Note - Instructors are not allowed to provide classroom accommodations to a student until appropriate verification from the DRC has been provided. If you have questions, please contact the DRC directly (702-651-5644) or visit <https://www.csn.edu/disability-resource-center> for additional information.

## **Reference to Students' Rights and Responsibilities Pertaining to CSN Policies and Services**

When you choose to become a student at CSN, you accept the rights and responsibilities of membership in CSN's academic and social community. You can find policies covering students such as the Student Conduct, Students' Right to Know, Students' Academic Integrity, and Disruptive and Abusive Student in the following locations:

Catalog and Student Handbook: <https://www.csn.edu/catalog> in the Policies and Procedures section and the CSN Website: <https://www.csn.edu/policies-procedures> under the heading "Student Policies."

## **Reference to CSN Libraries Support**

CSN Libraries provides support for students completing assignments that require research and the use of information. Librarians are available to students for one-on-one assistance locating and citing quality information either online <https://library.csn.edu/ask/> or at one of our campus libraries. Find more information on our website <https://library.csn.edu/>

## **Statement of Safety or Risk Assumption if Applicable**

### **Safety Procedures**

Approved classroom safety procedures are posted in each classroom and are to be followed. Students are to familiarize themselves with the nearest exit to use during fire alarm exercises. Do NOT use the elevators during these drills. Students will take ALL personal belongings with them when exiting the building. No student will be allowed back into the facility until the all clear is given.

### **Public Health Directives (COVID-19)**

Students must follow all active CSN public health directives while enrolled in this class, such as properly worn face coverings when required in classrooms as well as inside campus buildings. CSN public health directives are found at <https://www.csn.edu/wellness>. Students who do not comply with these directives will be asked to leave the classroom. Refusal to follow the guidelines may result in further disciplinary action according to the CSN Student Conduct Code [https://www.csn.edu/sites/default/files/documents/student\\_conduct\\_code\\_policy\\_1.pdf](https://www.csn.edu/sites/default/files/documents/student_conduct_code_policy_1.pdf), including being dropped from the course.

## Policy on Objectionable Materials

Instructors have the responsibility to set and maintain standards of classroom behavior appropriate to the discipline and method of instruction. No objectionable materials or language will be used during this class. This includes all possible modes of the class: online and in person. The instructor will make the final determination regarding any objectionable materials or language. Students may not engage in activity the instructor deems disruptive or counterproductive to the goals of the class. Instructors have the right to remove offending students from that class session.

## Pregnant Students

CSN prohibits discrimination based on sex in education programs and activities. This prohibition on discrimination extends to pregnancy and related conditions—including childbirth, lactation, false pregnancy, termination of pregnancy, and recovery therefrom—as well as to parental and family status. If you are pregnant or a parenting student, and you are in need of accommodation because of your pregnancy or parental status, please let the instructor know as soon as possible. Accommodations are generally not retroactively applied. You can also contact Dr. Armen Asherian, Title IX Coordinator, at [titleixcoordinator@csn.edu](mailto:titleixcoordinator@csn.edu) or 702-651-7481, or you can contact the Disability Resource Center at 702-651-5644 for West Charleston, 702-651-3795 for Henderson, and 702-651-4045 for North Las Vegas to explore reasonable accommodation.

## Sex-Based Harassment and Discrimination

CSN is committed to creating a safe and open learning environment for all students. In accordance with Title IX of the Education Amendments of 1972, CSN prohibits unlawful sex-based harassment against any participant in its education programs or activities. Sexual-based harassment includes quid pro quo (this for that) harassment, a hostile environment, and criminal sexual violence (including sexual assault, dating/domestic violence, and stalking.) This prohibition applies to CSN students, employees, and visitors. Incidents of sex-based harassment or discrimination should be reported to CSN's Title IX Coordinator, Dr. Armen Asherian, at [titleixcoordinator@csn.edu](mailto:titleixcoordinator@csn.edu), or 702-651-7481 or University Police Department at 702-895-3669 to report a crime.

**Syllabus Disclaimer:** The instructor may make changes to the syllabus during the semester. It is your responsibility to stay informed of these changes. You may contact the instructor during before/after class, time permitting. You may also wish to have a study partner whom you can contact if you miss class. Information contained in this syllabus, other than the policies on grading, late assignments and late exams, make-up work, and attendance, are subject to change with advance notice from the instructor.

### Important Dates:

Sunday, September 8 is the last day to drop a 16-week class that started on August 26 and get no notation of the class on your record. Friday, November 1, is the last day to drop a 16- week class that started on August 26 and still get a grade of "W." The "W" grade cannot be assigned by your instructor after Friday, November 1. Instructors **cannot** assign the grade of "W" after Friday, Novmeber, the CSN computer system will not allow it.

## Chronological Calendar for Fall 2024

- Sunday, 9/1: Last day for 100% refund
- Sunday, 9/1: Wait List ends for 16-week classes
- Sunday, 9/8: Last day to drop a class **WITHOUT** the grade of W
- Friday, 10/25: Nevada Day - College Closed
- Friday, 11/1: Last day to change from credit to audit for 16-week classes
- Friday, 11/1: Last day to drop **WITH** a grade of W
- Monday, 11/11: Veterans Day - College Closed
- Thursday & Friday, 11/28-11/29: Thanksgiving Break - College Closed
- Friday 12/6 - Wednesday, 12/11: Final exam is available at CNS Testing Center
- Sunday, 12/15: Fall 2024 semester is over

### **LIKELY HOMEWORK DUE DATES:**

Homework sets are due by 11:59 PM.

Sunday, 9/8 – HW Assignments 1-8

Sunday, 9/22 – HW Assignments 9-16

Sunday, 10/13 – HW Assignments 17-24

Sunday, 11/3 – HW Assignments 25-32

Sunday, 11/24 – HW Assignments 33-40

Sunday, 12/8 – HW Assignments 41-48

**Final Exam, Exam 3 – Opens Friday 12/6 at a CSN testing Center and closes Tuesday 12/10**